


Mutina

Teknotessere

by Mutina Team



EN

General information
Laying and maintenance tips
Colors
Technical features
Packing




General information

collection	Teknotessere
design	Mutina Team, 2009
production	Artisanal
material	Homogeneous porcelain stoneware tesserae obtained by pressing and fixed on net
thickness	7 mm
nominal sizes	1.1 cm (3/8"·3/8") net 30.30 cm (12"·12")
specification	<p>The collection is:</p> <ul style="list-style-type: none"> – 4 colors <p>Each element is pressed individually in special molds with more than one hundred element hole. These tiles comply with the UGL Class Bla standard, suitable both for the residential market and for large-scale projects.</p>
category	UNI EN 14411 App G (BIA group) UGL



1.1 cm
3/8"·3/8"




on net 30.30 cm
12"·12"


Laying and maintenance tips

use	Floor, wall – indoor, outdoor.
installation	Lay on perfectly flat, dry walls.
recommended adhesive	NON-RAPID-DRYING adhesive for porcelain stoneware to make it easier to fix the sheets.
recommended joints	Place the sheets with the same joint as within the sheet.
recommended fillers	<p>Cement-based grout / epoxy grout.</p> <p>It is recommended to use tone-on-tone grout. For the use of contrasting grouts, please contact the technical department.</p> <p>Remove all traces of grout carefully before it dries completely.</p> <p>Download the Grout Tables.</p>
cleaning at the end of installation	<p>CEMENT-BASED GROUT: Buffered acid (e.g. DETERDEK PRO by FILA, or similar). Wet the floor with water, dilute the product 1:5 with water and pour it on the floor. Wait for 2 or 3 minutes then use a white scotch Brite pad and rinse well with clean water.</p> <p>EPOXY GROUT: Alkaline detergent (e.g. FILA CR10 by FILA). FILA CR10: apply pure, wait for 30 minutes then use a green scotch Brite pad.</p> <p>SILICONE: Solvent for silicone (e.g. FILA ZERO SIL.). Pour it straight onto the stain, wait for 20 minutes and remove the mark using scotch Brite.</p> <p>PAINT: Can usually be removed using water, but if resin-based paints or particular enamels have been used, it is best to ask the manufacturer which solvent is most suitable.</p> <p>RUST: stain remover es. FILA NO RUST. Apply the product onto the stain, leave for 15 minutes, remove the residue and rinse thoroughly.</p>
general cleaning (installed tiles)	<p>You are recommended to use ordinary neutral detergent diluted in water. Avoid using acid or alkaline products, waxes and/or impregnants.</p> <p>During ordinary cleaning it is recommended to use extremely abrasive items (such as scourers and iron or steel sponges) as little as possible. This recommendation must be adhered to rigorously in the case of tiles with a glossy surface finishing as they are more susceptible to the risk of scuffs, scratches and loss of shine, etc. In the event of heavy dirt or particularly textured surfaces, use an alkaline detergent and rinse after washing. For large surfaces, the use of a floor washing machine is recommended. During every-day cleaning procedures, it is necessary to remember that certain types of dirt (dust, sand) increase the abrasive effect of foot-traffic. Therefore we recommend that you avoid bringing in this type of dirt, which comes in from the outside, by placing a door-mat at the entrance.</p>
calibers (real size)	–


Colors




Bianco



Cemento



Nero

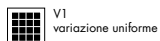


Fango

For information about the available grouts, please contact the sales department.

Technical features

STANDARD	FEATURES	VALUE REQUIRED	TEKNOTESSERE
ISO 10545/3	water absorption	< 0,5%	0,07%
ISO 10545/4	breaking strength	Sp< 7,5 min 700	in conformity
ISO 10545/6	resistance to deep abrasion	<175 mm3	in conformity
ISO 10545/9	thermal shock resistance	no alteration	no alteration
ISO 10545/12	frost resistance	no alteration	no alteration
ISO 10545/13	acids and alkalis resistance	min B	A
ISO 10545/14	stains resistance	class 3	class 5
DIN 51130-04	slip resistance	medium values 6÷10° R9 10÷19° R10 19÷27° R11 27÷35° R12 > 35° R13	R11
DIN 51097		–	–
DCOF			
VOC Emission			available upon request
Declaration of Contents			available upon request
EPD			available upon request
SDS			available upon request
BPD3			available upon request
HPD			available upon request



Packing

SIZE	PCS-SQM	PCS-BOX	SQM-BOX	BOX-PAL	KG-BOX	KG-PAL	SQM-PAL
30-30 cm	11,11	11	0,99	36	12,60	454,00	35,64