

Pointhouse

THOR

Design Arter&Citton

Scheda tecnica
/Technical sheet



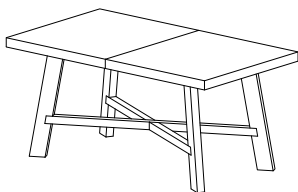
Tavolo con basamento centrale in tubolare rettangolare con giunzioni realizzate a taglio a laser.

Basamento centrale in tubolare metallico verniciato a polveri epossidiche. Particolarità del basamento sono le unioni a vista realizzate grazie alla tecnologia del taglio laser. Il piano è disponibile in legno impiallacciato rovere nodato massellato, con sagomatura effetto tronco, in gres accoppiato al vetro o in Cleaf nella versione allungabile.

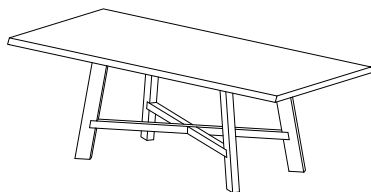
Table with central base made of rectangular tubular with laser cut junctions.

Central base made of rectangular tubular with laser cut junctions epoxy painted. Special features of the base are the junctions between the legs created thanks to laser cut technology. Table top 40mm thick is available in knotted oak veneer, solid oak with trunk effect shape edges, ceramic on top of glass 18mm thick or Cleaf.


ALLUNGABILE EXTENDABLE:



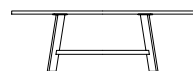
FISSO RETTANGOLARE RECTANGULAR FIXED:



FISSO ROTONDO ROUND FIXED:




MISURE / SIZE:



h.76

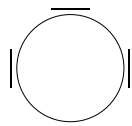
200X100



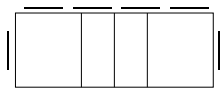
240X100



Ø130



160X90 + (40+40)



Numero colli
Boxes number

THOR FISSO 180

1 collo per telaio + gambe:
1 box per frame + legs:
cm 160x72x12 - Kg. 26

1 collo per piano:
1 box for top:
cm 186x95x8 - Kg. 22

m³ 0,279 tot. Kg. 48

THOR FISSO 200

1 collo per telaio + gambe:
1 box per frame + legs:
cm 160x72x12 - Kg. 26

1 collo per piano:
1 box for top:
cm 208x105x8 - Kg. 26

m³ 0,312 tot. Kg. 52



Numero colli
Boxes number

THOR TONDO 130

1 collo per telaio + gambe:
1 box per frame + legs:
cm 100x72x12 - Kg. 20

1 collo per piano + allungia fissa:
1 box for top + extension:
cm 132x132x4 - Kg. 16

m³ 0,155 tot. Kg. 36



Numero colli
Boxes number

THOR ALLUNGABILE 160

1 collo per telaio + gambe:
1 box per frame + legs:
cm 160x72x12 - Kg. 27


1 collo per piano + allungia fissa:
1 box for top + extension:
cm 165x95x82 - Kg. 35

m³ 1,423 tot. Kg. 62

FINITURE / FINISHES:

Struttura e gambe / Structure and legs:


metallo verniciato:
painted steel:



06 BIANCO OPACO
MATT WHITE



07 NERO OPACO
MATT BLACK



24 BRONZO
BRONZE



25 ROSSO MATTONE
BRICK RED



0G GHISA
CAST IRON



0P GRIGIO PIOMBO OPACO
MATT LEAD GREY

FINITURE / FINISHES:

Piano e allunga / Top and extensions:

ceramica / impiallacciato / Cleaf:
ceramic / wood veneered / Cleaf:

Legno impiallacciato


Si realizza utilizzando fogli di legno nobile di basso spessore, ricavati direttamente dai tronchi di miglior qualità. Vengono incollati e pressati su supporti di varia natura (es. pannelli di truciolare o mdf) e successivamente finiti nella tonalità desiderata.

/Veneered wood


It is made using low thickness noble wood sheets, obtained directly from the best quality logs. They are glued and pressed on various types of supports (eg chipboard or MDF panels) and then finished in the desired shade.



35 ROVERE COTTO
BURNISHED OAK



38 ROVERE GRAFITE
GRAPHITE OAK



39 ROVERE NATURALE
NATURAL OAK

CLEAF

Marmo: una finitura morbida e setosa che si abbina a decorativi tinta unita o effetto pietra.


Legno: l'effetto spazzolatura tipico delle essenze lignee lavorate da abili mani artigiane.

Beton: Ispirata alle murature urbane dell'architettura industriale, ripropongono la profondità di una parete in calcestruzzo o intonaco spatolato.

Marble: A soft and silk-smooth finish that can match solid colour or stone elements.

Wood: The brushed effect typical of the wood essences worked by skilled handcraft.

Beton: Inspired by urban walls typical of industrial architecture, reintroduce the depth of a concrete or plaster wall.



7A BIANCO
WHITE




7B TORTORA
DOVE GREY




7D GRIGIO
GREY



7E GRAFITE
GRAPHITE



7F ROVERE NATURALE
NATURAL OAK




7G ROVERE COTTO
BURNISHED OAK




7I MARMO BIANCO
WHITE MARBLE



7M MARMO GRIGIO
GREY MARBLE



7L MARMO NERO
BLACK MARBLE




7N LECCIO
HOLM OAK




7O OLMO NATURALE
NATURAL ELM



7P LEGNO SBIANCATO
BLEACHED WOOD



7Q LEGNO BRUCIATO
BURNT WOOD



7V GHIACCIO
ICE



7W PIETRA CHIARA
LIGHT STONE



7Y PIETRA SCURA
DARK STONE


LAMINAM®

Le lastre ceramiche Laminam si rivolgono al mondo dell'arredo. Per le eccellenti performance tecniche, le superfici Laminam sono ideali per gli impieghi più delicati nei quali è necessario garantire la massima igiene e resistenza. Le virtù estetiche ed il grande formato, veri e propri plus artistici, garantiscono la continuità della materia in tutto l'ambiente tingendolo con toni naturali e sofisticati.

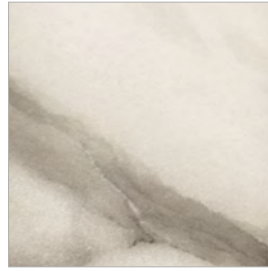
The laminam ceramic slabs are design for the world of furnishing. Thanks to their excellent technical performance, Laminam slabs are ideal for the most delicate of uses, requiring maximum hygiene and resistance. The aesthetic virtues and the large size offer a major artistic advantage ensuring material continuity throughout the ambience with its sophisticated, natural shades.



K1 OXIDE NERO
BLACK OXIDE



K3 PIETRA DI SAVOIA ANTRACITE
PIETRA DI SAVOIA ANTHRACITE




K4 MARMO STATUARIO
WHITE MARBLE



K5 PIETRA DI SAVOIA GRIGIA
PIETRA DI SAVOIA GREY



K6 OXIDE BIANCO
WHITE OXIDE



KA NERO LAVAGNA
CHALKBOARD BLACK



KB FOKOS SALE
FOKOS SALT



KD OXIDE VERDERAME
VERDIGRIS OXIDE