

Pointhouse

ZEN

Design Pointhouse

Scheda tecnica
/ Technical sheet



Tavolo allungabile con struttura telescopica in metallo verniciato a polveri epossidiche.

Tavolo per interni adatto per un ambiente living, con struttura telescopica in metallo verniciato a polveri epossidiche. Piano e allunghe disponibili in nobilitato melamminico o nei decorativi Cleaf.

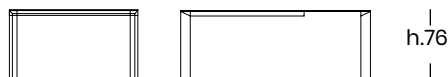
Adatto anche ad ambienti con spazi ridotti con un sistema di allunga che permette di raddoppiare i posti a sedere. Possibilità di ordinare anche la sola struttura.

Extendable table with powder coated telescopic metallic structure.

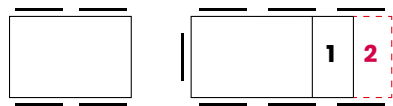
Extendable table perfect for the kitchen space, with an epoxy painted metallic structure. Top and extensions are available in melamine or in all the Cleaf finishes. Suitable also for small spaces, with its extendable system that allow to double the seats.

It's possible to order only the structure.

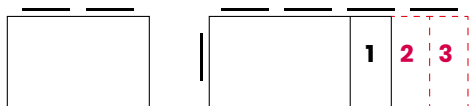
MISURE / SIZE:



120X80 + (40+40)



140X80 + (40+40+40)



1 ALLUNGA DI SERIE / STANDARD WITH ONE EXTENSION

2-3 ALLUNGA OPTIONAL / OPTIONAL WITH 2-3 EXTENSIONS

PESO & IMBALLO / WEIGHT & PACKING:



Numero colli
Boxes number

ZEN 120

1 collo per struttura / 1 box per frame:
cm 116,5x62x12 - Kg. 15

1 collo per rivestimento / 1 box for covering:
cm 115x10x4 - Kg. 2

1 collo per gambe / 1 box for legs:
cm 93x89x11 - Kg. 13,8

1 collo per piano + allunga
1 box for top and extension:
cm 125x83x8 - Kg. 22

1 collo per allunga aggiuntiva
1 box for additional extensions:
cm 84,5x45x4,5 - Kg. 5,4

m³ 0,281 tot. Kg. 58,2
(+ 8,2 Kg. per vetro / for glass)

ZEN 140

1 collo per struttura / 1 box per frame:
cm 135x62x12 - Kg. 18,2

1 collo per rivestimento / 1 box for covering:
cm 135x10x4 - Kg. 2,5

1 collo per gambe / 1 box for legs:
cm 93x89x11 - Kg. 13,8

1 collo per piano + allunga
1 box for top and extension:
cm 145x83x8 - Kg. 24


1 collo per allunga aggiuntiva
1 box for additional extensions:
cm 84,5x45x4,5 - Kg. 5,4

m³ 0,309 tot. Kg. 63,9
(+ 10,4 kg. per vetro / for glass)


FINITURE / FINISHES:

Struttura e gambe / Structure and legs:

alluminio verniciato / anodizzato
painted aluminum / anodized:



02 GRIGIO ALLUMINIO
ALUMINIUM GREY



06 BIANCO OPACO
MATT WHITE




07 NERO OPACO
MATT BLACK



18 GRIGIO SILVER
SILVER GREY



22 TORTORA
DOVE GREY



24 BRONZO
BRONZE



0G GHISA
CAST IRON



0P GRIGIO PIOMBO OPACO
MATT LEAD GREY

Piano e allunga / Top and extensions:

melaminico / vetro / laminato / Cleaf:
melamine / glass / laminated / Cleaf:

Melaminico


E' un rivestimento prefinito e viene ottenuto utilizzando carte (stampate) impregnate e spalmate sul lato decorativo con resine melaminiche (es. pannelli di truciolare o mdf) garantendo ottima stabilità e una sufficiente resistenza all'usura.

/Melamine


It is a prefinished covering and it is obtained by using impregnated and coated papers on the decorative side with melamine resins (ex. Chipboard panels or mdf) guaranteeing an excellent stability and a sufficient wear resistance.



8A BIANCO LARICE
WHITE LARCH



8F BIANCO OPACO
MATT WHITE



8G OLMO CHIARO
LIGHT ELM




8L GRIGIO GRAFITE OPACO
MATT GRAPHITE GREY



8P ROVERE CRUDO
RAW OAK



8S QUERCIA BIANCO
WHITE OAK



8U TORTORA
DOVE GREY



MA IRON SATINATO
SATIN IRON

CLEAF

Marmo: una finitura morbida e setosa che si abbina a decorativi tinta unita o effetto pietra.


Legno: l'effetto spazzolatura tipico delle essenze lignee lavorate da abili mani artigiane.

Beton: Ispirata alle murature urbane dell'architettura industriale, ripropongono la profondità di una parete in calcestruzzo o intonaco spatolato.

Marble: A soft and silk-smooth finish that can match solid colour or stone elements.

Wood: The brushed effect typical of the wood essences worked by skilled handcraft.

Beton: Inspired by urban walls typical of industrial architecture, reintroduce the depth of a concrete or plaster wall.



7A BIANCO
WHITE




7B TORTORA
DOVE GREY




7D GRIGIO
GREY



7E GRAFITE
GRAPHITE




7F ROVERE NATURALE
NATURAL OAK




7G ROVERE COTTO
BURNISHED OAK




7I MARMO BIANCO
WHITE MARBLE



7M MARMO GRIGIO
GREY MARBLE



7L MARMO NERO
BLACK MARBLE




7N LECCIO
HOLM OAK




7O OLMO NATURALE
NATURAL ELM



7P LEGNO SBIANCATO
BLEACHED WOOD



7Q LEGNO BRUCIATO
BURNT WOOD



7V GHIACCIO
ICE



7W PIETRA CHIARA
LIGHT STONE




7Y PIETRA SCURA
DARK STONE

Vetro temperato

Il vetro temperato è considerato "vetro di sicurezza" perchè, se dovesse rompersi, si frammenta in tanti piccoli pezzi non pericolosi per l'incolumità delle persone.

Si ottiene sottoponendo le lastre di vetro ad un trattamento termico a circa 700 gradi seguito da un raffreddamento istantaneo. Tale procedimento crea una compressione superficiale in grado di aumentare la resistenza della lastra alle sollecitazioni meccaniche e allo shock termico.

Il vetro temperato resiste a temperature superiori a 250°.



66 EXTRABIANCO
EXTRAWHITE

/Tempered glass

Tempered glass is called also "safety glass" because in case of break it splits in several small pieces, not dangerous .

Tempered glass it's the result of a termic treatment up to 700 C° followed by a fast cooling. This process create a superficial compression which increase the resistance of the surface to the mechanical forces and to the termic shock.

Tempered glass withstands temperature above 250 C°