

Pointhouse

OTTO

Design Pointhouse

Scheda tecnica
/ *Technical sheet*



Tavolo con struttura in tubolare metallico rettangolare, con gambe inclinate.

La struttura del tavolo Otto è realizzata in tubolare metallico rettangolare tagliato a laser.

Le linee pulite del tavolo sono valorizzate dalle gambe leggermente inclinate, piegate con la tecnica del folding. La struttura è disponibile verniciata a polveri epossidiche, in più colorazioni, abbinata ai piani in laminato Cleaf o ceramica ed al telaio nero.

Il tavolo, disponibile fisso nelle misure 180x90 allungabile e 220x100, è ideale per qualsiasi ambiente, dalla casa al contract.

È inoltre disponibile il kit allunga per la versione da 180x90, composto da 2 allunghe 40x90.

Table with rectangular tubular metal frame, with inclined legs.

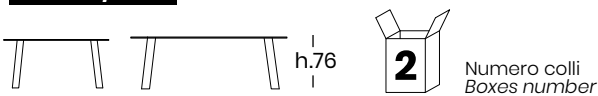
The frame of the Otto table is made of laser-cut rectangular tubular metal.

The clean lines of the table are enhanced by the slightly inclined legs, folded using the folding technique. The structure is available epoxy powder coated in several colours, combined with laminate Cleaf or ceramic tops and the black frame.

The table, available extensible 180x90 and fixed 220x100, is ideal for any environment, from home to contract.

An extension kit is also available for the 180x90 version, consisting of two 40x90 extensions.

MISURE / SIZE:



180x90



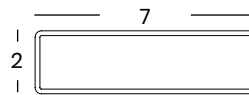
180x90(280):

2 ALLUNGHE OPTIONAL / 2 OPTIONAL EXTENSIONS

220x100



SEZIONE GAMBE / LEGS SECTION:



KIT ALLUNGA / EXTRA CHARGE:

40x90 40x90



Numero colli
Boxes number

PESO & IMBALLO / WEIGHT & PACKING:

OTTO 180



Numero colli
Boxes number

STRUTTURA E GAMBE / STRUCTURE AND LEGS

1 collo per struttura e gambe:
1 box per structure and legs:
cm 182x82x9 - Kg. 20,5

m³ 0,134

PIANO / TOP

1 collo per piano:
1 box per top:
cm 190x100x7 - Kg. 24

m³ 0,133

KIT ALLUNGA / EXTENSION KIT

1 collo per kit allunga:
1 box per extension kit:
cm 96x62x10 - Kg. 22

m³ 0,059

tot. m³ 0,326
tot. Kg 66,5

OTTO 220



Numero colli
Boxes number

STRUTTURA E GAMBE / STRUCTURE AND LEGS

1 collo per struttura e gambe:
1 box per structure and legs:
cm 202x82x9 - Kg. 22

m³ 0,149

PIANO / TOP

1 collo per piano Cleaf:
1 box per top Cleaf:
cm 230x110x7 - Kg. 31

m³ 0,177

1 collo per piano ceramica:
1 box per ceramic top:
cm 235x115x10 - Kg. 70

m³ 0,270


Cleaf: tot. m³ 0,326
tot. Kg 53

Ceramica: tot. m³ 0,419
tot. Kg 92

FINITURE / FINISHES:

Gambe / Legs:


alluminio verniciato:
painting aluminum:



06 BIANCO OPACO
MATT WHITE



07 NERO OPACO
MATT BLACK



24 BRONZO
BRONZE



25 ROSSO MATTONE
BRICK RED



0P GRIGIO PIOMBO OPACO
MATT LEAD GREY

CLEAF

Marmo: una finitura morbida e setosa che si abbina a decorativi tinta unita o effetto pietra.


Legno: l'effetto spazzolatura tipico delle essenze lignee lavorate da abili mani artigiane.

Beton: Ispirata alle murature urbane dell'architettura industriale, ripropongono la profondità di una parete in calcestruzzo o intonaco spatolato.

Marble: A soft and silk-smooth finish that can match solid colour or stone elements.

Wood: The brushed effect typical of the wood essences worked by skilled handcraft.

Beton: Inspired by urban walls typical of industrial architecture, reintroduce the depth of a concrete or plaster wall.




7A BIANCO
WHITE




7B TORTORA
DOVE GREY



7D GRIGIO
GREY



7E GRAFITE
GRAPHITE




7I MARMO BIANCO
WHITE MARBLE



7L MARMO NERO
BLACK MARBLE



7M MARMO GRIGIO
GREY MARBLE




7N LECCIO
HOLM OAK




7O OLMO NATURALE
NATURAL ELM



7P LEGNO SBIANCATO
BLEACHED WOOD



7Q LEGNO BRUCIATO
BURNT WOOD



7V GHIACCIO
ICE



7W PIETRA CHIARA
LIGHT STONE



7Y PIETRA SCURA
DARK STONE

LAMINAM®

Le lastre ceramiche Laminam si rivolgono al mondo dell'arredo. Per le eccellenti performance tecniche, le superfici Laminam sono ideali per gli impieghi più delicati nei quali è necessario garantire la massima igiene e resistenza. Le virtù estetiche ed il grande formato, veri e propri plus artistici, garantiscono la continuità della materia in tutto l'ambiente tingendolo con toni naturali e sofisticati.

The laminam ceramic slabs are design for the world of furnishing. Thanks to their excellent technical performance, Laminam slabs are ideal for the most delicate of uses, requiring maximum hygiene and resistance. The aesthetic virtues and the large size offer a major artistic advantage ensuring material continuity throughout the ambience with its sophisticated, natural shades.



K3 PIETRA DI SAVOIA ANTRACITE
PIETRA DI SAVOIA ANTHRACITE




K4 MARMO STATUARIO
WHITE MARBLE




K5 PIETRA DI SAVOIA GRIGIA
PIETRA DI SAVOIA GREY



KA NERO LAVAGNA
CHALKBOARD BLACK




KB FOKOS SALE
FOKOS SALT




KD OXIDE VERDERAME
VERDIGRIS OXIDE

Kit allunga / extension kit:

laccato / lacquered:
Cleaf / Cleaf:



06 BIANCO OPACO
MATT WHITE



07 NERO OPACO
MATT BLACK



0P GRIGIO PIOMBO OPACO
MATT LEAD GREY

CLEAF

Marmo: una finitura morbida e setosa che si abbina a decorativi tinta unita o effetto pietra.


Legno: l'effetto spazzolatura tipico delle essenze lignee lavorate da abili mani artigiane.

Beton: Ispirata alle murature urbane dell'architettura industriale, ripropongono la profondità di una parete in calcestruzzo o intonaco spatolato.

Marble: A soft and silk-smooth finish that can match solid colour or stone elements.

Wood: The brushed effect typical of the wood essences worked by skilled handcraft.


Beton: Inspired by urban walls typical of industrial architecture, reintroduce the depth of a concrete or plaster wall.




7A BIANCO
WHITE




7B TORTORA
DOVE GREY



7D GRIGIO
GREY



7E GRAFITE
GRAPHITE




7I MARMO BIANCO
WHITE MARBLE



7L MARMO NERO
BLACK MARBLE



7M MARMO GRIGIO
GREY MARBLE




7N LECCIO
HOLM OAK




7O OLMO NATURALE
NATURAL ELM



7P LEGNO SBIANCATO
BLEACHED WOOD



7Q LEGNO BRUCIATO
BURNT WOOD



7V GHIACCIO
ICE



7W PIETRA CHIARA
LIGHT STONE



7Y PIETRA SCURA
DARK STONE