


Mutina


Puzzle

by Barber & Osgerby



EN

General information
Laying and maintenance tips
Colors
Technical features
Packing



General information

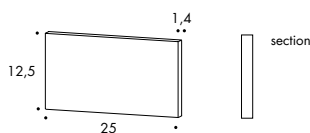
collection	Puzzle
design	Barber & Osgerby, 2016
production	Industrial
material	Glazed porcelain stoneware
thickness	14 mm
nominal sizes	25.25 cm (10"·10")
specification	<ul style="list-style-type: none"> – 5 colour ranges. Each colour range is composed of: <ul style="list-style-type: none"> – 1 Set of 6 different graphic patterns using 3 colour – 3 plain tiles in the 3 base colour of each range – 1 set of 2 symmetrical edge patterns, in 2 of the 3 plain colour – 14 mm thickness with grey solid body – 5 surface textures for a hand-painted effect
complementary pieces	Skirting
awards	Edida China 2016, Best of Year 2016, HD Award 2017
patents	Registered design n° 003065440 – date of registration: 12/04/2016
category	UNI EN 14411 App G (BIA group) GL





25.25 cm
10"·10"

complementary pieces



skirting
12,5-25 cm
5"·10"



features



POWDER



SMOKE



EDGE SMOKE



COAL

ANGLESEY

SET OF PATTERN
6 graphic patterns

PLAIN TILES
3 plain tiles in 3 different
colours





EDGE
2 symmetrical
Edge patterns

For information about the available grouts, please contact the sales department.

Laying and maintenance tips

use	Floor, wall – indoor, outdoor
installation	For an even, smooth shading effect when laying, alternate material from several different boxes.
recommended adhesive	Adhesive for porcelain stoneware.
recommended joints	2mm joints. Use wedges to fix the caliber differences in work size between tiles.
recommended fillers	Cement-based grout / epoxy grout. Download the Grout Tables.
cleaning at the end of installation	<p>CEMENT-BASED GROUT: Buffered acid (e.g. DETERDEK PRO by FILA, or similar). Wet the floor with water, dilute the product 1:5 with water and pour it on the floor. Wait for 2 or 3 minutes then use a white scotch Brite pad and rinse well with clean water.</p> <p>EPOXY GROUT: Alkaline detergent (e.g. FILA CR10 by FILA). FILA CR10: apply pure, wait for 30 minutes then use a green scotch Brite pad.</p> <p>SILICONE: Solvent for silicone (e.g. FILA ZERO SIL.). Pour it straight onto the stain, wait for 20 minutes and remove the mark using scotch Brite.</p> <p>PAINT: Can usually be removed using water, but if resin-based paints or particular enamels have been used, it is best to ask the manufacturer which solvent is most suitable.</p> <p>RUST: stain remover es. FILA NO RUST. Apply the product onto the stain, leave for 15 minutes, remove the residue and rinse thoroughly.</p>
general cleaning (installed tiles)	<p>You are recommended to use ordinary neutral detergent diluted in water. Avoid using acid or alkaline products, waxes and/or impregnants. During ordinary cleaning it is recommended to use extremely abrasive items (such as scourers and iron or steel sponges) as little as possible. This recommendation must be adhered to rigorously in the case of tiles with a glossy surface finishing as they are more susceptible to the risk of scuffs, scratches and loss of shine, etc. In the event of heavy dirt or particularly textured surfaces, use an alkaline detergent and rinse after washing. For large surfaces, the use of a floor washing machine is recommended. During every-day cleaning procedures, it is necessary to remember that certain types of dirt (dust, sand) increase the abrasive effect of foot-traffic. Therefore we recommend that you avoid bringing in this type of dirt, which comes in from the outside, by placing a door-mat at the entrance.</p>
calibers (real size)	cal 1 : 251x251 - cal 0 : 249x249 - cal 9 : 247x247 (calibers depend on the production lot, we recommend to ask in advance)

Colours



For information about the available grouts, please contact the sales department.

Technical features

STANDARD	FEATURES	VALUE REQUIRED	PUZZLE
ISO 10545/3	water absorption	< 0,5%	0,06%
ASTM C373		< 0,5%	0,06%
ISO 10545/4	breaking strength	Sp ≥ 7,5 min 1300N	resistant
	breaking strenght classification		U4 (heavy weights)
ISO 10545/9	resistance to thermal shock	no visible alteration	resistant
ISO 10545/12	frost resistance	no visible alteration	resistant
ASTM C1026		unaffected	unaffected
ISO 10545/13	resistance to chemical attacks	no visible alteration	resistant
ASTM C650			unaffected
ISO 10545/14	stains resistance	class 3	class 5
DIN 51130-04	slip resistance	medium values 6÷10° R9 10÷19° R10 19÷27° R11 27÷35° R12 > 35° R13	R10
DIN 51097		–	C
DCOF		> 0,42	0,68
Pendulum AS/NSZ 4586-13			46 P4
LEED CERTIFICATION 4.1			20% recycled material
Robinson Test			moderate use
VOC Emission			available upon request
Declaration of Contents			available upon request
EPD			available upon request
SDS			available upon request
BPD3			available upon request
HPD			available upon request

Packing

SIZE	PCS-SQM	PCS-BOX	SQM-BOX	BOX-PAL	KG-BOX	KG-PAL	SQM-PAL
25-25 cm	16	12	0,75	60	23,50	1410	45,00
set of 6 patterns 25-25 cm	16	12	0,75	60	23,50	1410	45,00
edge 25-25 cm	16	12	0,75	60	23,50	1410	45,00
skirting 12,5-25 cm	–	10	2,50 ml	–	9,80	–	–