


Mutina

Punto

by Ronan & Erwan Bouorullec



EN


General information

Laying and maintenance tips

Colors

Technical features

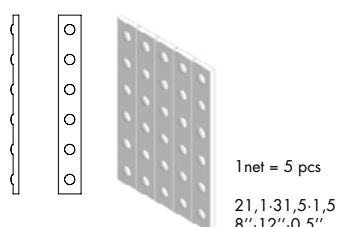
Packing



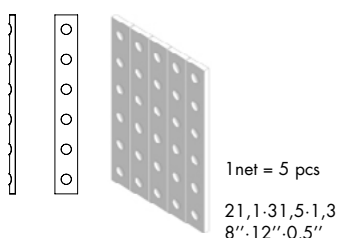
General information

| | |
|---------------|--|
| collection | Punto |
| design | Ronan & Erwan Bouroullec, 2021 |
| production | Industrial |
| material | Glazed pressed body |
| thickness | Punto Down 13 mm – Punto Up 15 mm |
| sizes | Punto Down: 5 pcs 31,5-4-1,3 cm (12"-1,6"-0,5") on net: 21,1-31,5 cm (8"-12") Punto Up: 5 pcs 31,5-4-1,5 cm (12"-1,6"-0,5") on net: 21,1-31,5 cm (8"-12") |
| specification | <ul style="list-style-type: none"> – 2 shapes: up and down – 5 matt colours: white, grey, red, blue, green – 3 glossy colours: blanc, gris, rose – 2 glossy colours with craquelé glaze: vert and brun |
| use | Wall – indoor |
| awards | Best of Year 2022 |
| category | BIII UNI EN 14411 GL |
| patents | Registered design n° 009069826 – 001/0008 – date of registration: 27/06/2022 |

PUNTO UP



PUNTO DOWN



Laying and maintenance tips

| | |
|-------------------------------------|---|
| use | Wall – indoor |
| installation | Lay on perfectly flat, dry walls. |
| recommended adhesive | NON RAPID DRYING adhesive for porcelain stoneware to make it easier to fix the sheets. |
| recommended joints | Place the sheets with the same joint as within the sheet. |
| recommended fillers | <p>FINE-GRAIN CEMENT BASE GROUT: Grout 0.5 m2 at a time and wash thoroughly with clean water. Remove all traces of grout carefully before it dries completely. EPOXY GROUT: Grout 0.5 m2 at a time and wash thoroughly with clean water. Remove all traces of grout carefully before it dries completely. Do not use for Punto Vert and Punto Brun.</p> <p>Download the Grout Tables.</p> |
| cleaning at the end of installation | <p>– Punto Vert and Punto Brun: do not use abrasive cleaners / do not use acid or alkaline products. / Craquelé is a type of glazed ceramics characterised by micro-cracks on the surface, deliberately created as a distinctive finish. This particular process makes the material sensitive to acids. For ordinary maintenance, anti-limescale products should be avoided, because they can dull the surface.</p> <p>Please proceed as follows:</p> <ol style="list-style-type: none"> 1. Treatment pre-grouting with FILA MP90, solvent based stain protector. 2. Grouting with cement-based grout, possibly do not grout in contrast 3. Cleaning at the end of installation with cleaner FILA CLEANER PRO, neutral detergent, dilute the product in a ratio 1:30 4. Final cleaning with FILA MP90 <p>– Punto Matt and Glossy: do not use abrasive cleaners, especially for glossy finishing.</p> <p>FINE-GRAIN CEMENT BASE GROUT: : Buffered acid (e.g. DETERDEK PRO by FILA or similar). Wet the floor with water, dilute the product 1:5 with water and pour it on the floor. Wait for 2-3 minutes then use a white scotch Brite pad and rinse well with clean water.</p> <p>EPOXY GROUT: : Alkaline detergent (e.g. FILA CR10 by FILA). FILA CR10: apply pure, wait for 30 minutes then use a green scotch Brite pad.</p> <p>SILICONE: Solvent for silicone e.g. FILA ZERO SIL. Put it straight onto the stain, wait for 20 minutes and remove the mark using scotch Brite.</p> <p>PAINT: Can usually be removed using water, but if resin-based paints or particular enamels have been used, it is best to ask the manufacturer which solvent is most suitable.</p> <p>RUST: stain remover es. FILA NO RUST. Apply the product onto the stain, leave for 15 minutes, remove the residue and rinse thoroughly.</p> |
| general cleaning (installed tiles) | Punto Vert and Punto Brun: do not use abrasive cleaners / do not use acid or alkaline products. For ordinary maintenance, anti-limescale products should be avoided, because they can dull the surface. Punto Matt and Glossy do not use abrasive cleaners, especially for glossy finishing. |
| calibers (real size) | – |

Colours

GLOSSY




Up Blanc



Down Blanc



Up Gris



Down Gris



Up Brun



Down Brun




Up Vert



Down Vert



Up Rose



Down Rose

For information about the available grouts, please contact the sales department.

Colours

MATT



Up White



Down White



Up Grey



Down Grey



Up Red



Down Red



Up Blue



Down Blue



Up Green



Down Green

For information about the available grouts, please contact the sales department.

Technical features

| STANDARD | FEATURES | VALUE REQUIRED | PUNTO |
|-------------------------|--------------------------------|-----------------------|------------------------|
| ISO 10545/3 | water absorption | x >10% | 17,0% |
| ISO 10545/4 | breaking strength | Sp > 7,5 min 600 | in conformity |
| ISO 10545/9 | resistance to thermal shock | no visible alteration | unaffected |
| ISO 10545/11 | crazing resistance | no visible alteration | unaffected |
| ISO 10545/13 | resistance to chemical attacks | min B | A – B |
| ISO 10545/14 | stains resistance | class 3 | class 5 |
| LEED CERTIFICATION 4.1 | | | 64% recycled material |
| VOC Emission | | | available upon request |
| Declaration of Contents | | | available upon request |
| SDS | | | available upon request |
| BPD3 | | | available upon request |
| HPD | | | available upon request |

Packing

| SIZE | PCS-SQM | PCS-BOX | SQM-BOX | BOX-PAL | KG-BOX | KG-PAL | SQM-PAL |
|--------------------------|---------|---------|---------|---------|--------|--------|---------|
| punto down 21,1·31,5·1,3 | 15 | 12 | 0,79 | 60 | 15 | 945 | 49,77 |
| punto up 21,1·31,5·1,5 | 15 | 12 | 0,79 | 60 | 15 | 900 | 47,40 |